

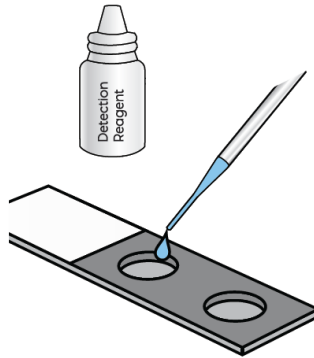
merifluor[®]

Pneumocystis

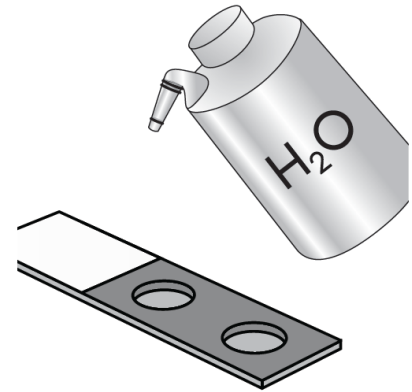
TEST PROCEDURE

How to perform the test

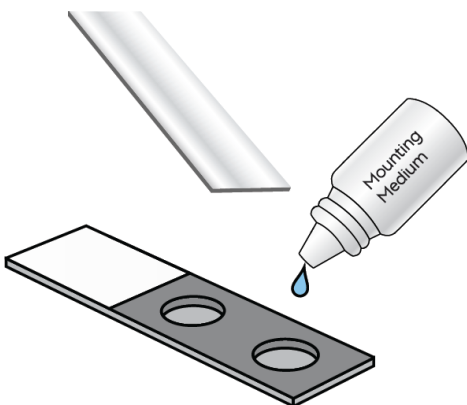
1. Air dry specimen on slide and fix in acetone for 10 minutes.



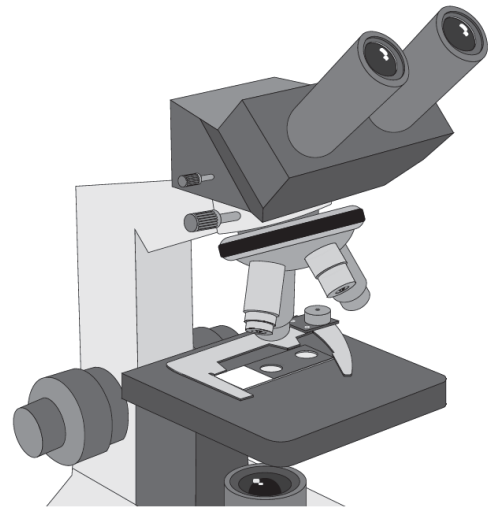
2. Using the transfer pipette, place 50 μ L of Detection Reagent on each well. Incubate the slide in a humid chamber for 30 minutes at 35 - 37 C.



3. Wash gently with water carefully aiming the water stream above the well to avoid rinsing off specimen. Tap slide gently to remove excess water.



4. Add Mounting Medium and coverslip to the slide.



5. Examine the slide using a fluorescent microscope at 200-300x.



This illustration is representative of the current Package Insert at the time of publication. Please refer to the most current version of the Package Insert for complete instructions.

USA/CORPORATE OFFICE

3471 River Hills Drive
Cincinnati, Ohio 45244 USA
Telephone: 513-271-3700

©2019 SN5820 REV. 03/19

MERIDIAN BIOSCIENCE EUROPE

Belgium/Luxembourg Tel: +32 (0)6789 5959
France Tel: +33 (0)1 4256 0440
Germany Tel: +49 (0)3371 60 222 31
Italy Tel: +39 0331 43 3636
Netherlands Tel: +31 (0)411 62 11 66
United Kingdom Tel: +44 (0)20 8453 7970

Orders/Customer Service: 1-800-543-1980
Technical Support: 1-800-343-3858
Information Fax: 513-272-5432
Ordering Fax: 513-271-0124
meridianbioscience.com

meridian BIOSCIENCE™