

alethia™

Group A Streptococcus

TEST PROCEDURE

How to perform the test



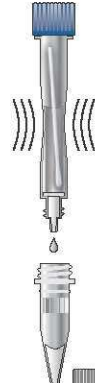
1. Sample Collection:
Throat sample collection should be performed in accordance with published guidelines for collection of clinical specimens for culture of Group A *Streptococcus*.



2. Separate double swabs and remove one swab for Alethia™ testing.



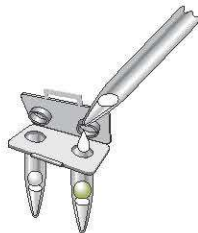
3. Insert swab into Sample Preparation Apparatus II, recap and vortex 10 seconds.



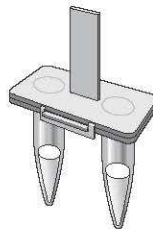
4. Remove cap and squeeze 5-10 drops of sample into the Heat Treatment Tube.



5. Incubate the Heat Treatment Tube at 95 C for 10 minutes. Vortex for 10 seconds.



6. Using a micropipette, transfer 50 µL of the heat-treated sample to the (Left) TEST Chamber, then transfer 50 µL to the (Right) CONTROL Chamber of the Alethia™ Test Device.



7. Close and fasten the latch securely. Gently tap each device to remove air bubbles trapped on the bottom of the tubes. Carefully examine reaction tubes to ensure that there are no air bubbles left in the tubes.



8. Insert the Alethia™ test device into the Alethia™ instrument and initiate amplification reaction and detection.



This illustration is representative of the current Package Insert at the time of publication. Please refer to the most current version of the Package Insert for complete instructions.

USA/CORPORATE OFFICE

3471 River Hills Drive
Cincinnati, Ohio 45244 USA
Telephone: 513-271-3700

©2018 SNT1023 REV. 10/18

MERIDIAN BIOSCIENCE EUROPE

Belgium/Luxembourg Tel: +32 (0)6789 5959
France Tel: +33 (0)1 4256 0440
Germany Tel: +49 (0)3371 60 222 31
Italy Tel: +39 0331 43 3636
Netherlands Tel: +31 (0)411 62 11 66
United Kingdom Tel: +44 (0)20 8453 7970

Orders/Customer Service: 1-800-543-1980
Technical Support: 1-800-343-3858
Information Fax: 513-272-5432
Ordering Fax: 513-271-0124
meridianbioscience.com

meridian BIOSCIENCE™