

alethia™

Chlamydia / Gonorrhea

Swab Collection

Physician Instructed Self-Collection of Vaginal Swab Specimens

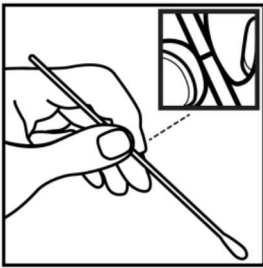
Please read and understand the instructions prior to starting sample collection. Talk to your healthcare provider if you have questions regarding this procedure.

Patient Preparation:

- Wash your hands.
- Undress from the waist down.
- Remove the media tube and the swab package. **Do not put the swab into the media tube before sample collection.**
- Peel open the Collection Swab (small tip swab) to expose the swab shaft. **Throw away the large tip, Cleaning Swab.**
- Remove the Collection Swab (contains notch) without touching the soft portion of the swab. **Do not lay down the swab. If the soft tip is touched, laid down, or dropped, get a new swab from your healthcare provider.**

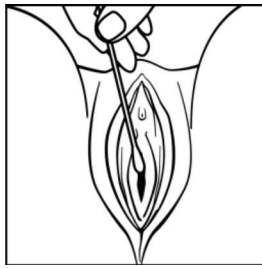
Sample Collection:

1. Hold the Swab



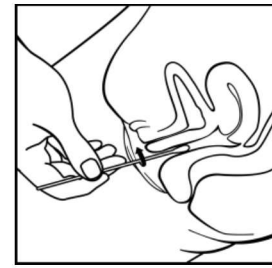
Hold the swab in one hand, placing your thumb and forefinger over the shaft notch (break point). **Do not hold the swab shaft below the notch.**

2. Expose the Area



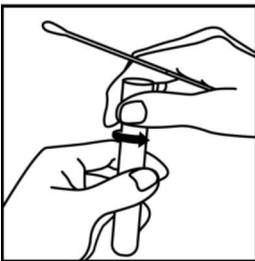
Use your other hand to separate the folds of skin around the vaginal opening.

3. Collect the Sample



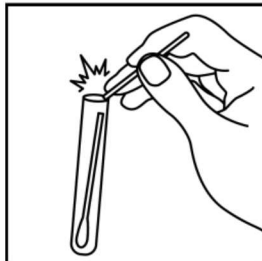
Insert the swab 2 inches (5 cm) into the vagina and gently rotate the swab against the vaginal walls. Remove the swab without touching the surrounding skin.

4. Open the Tube



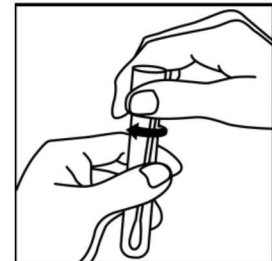
Open the media tube using the hand holding the swab. Place the swab into the tube. Line up the shaft notch with the top of the tube.

5. Break the Swab



Break the swab shaft against the tube. Throw away the top portion of the swab.

6. Close the Tube



Close the media tube. Wash your hands after sample collection. Return the media tube to your healthcare provider as instructed.



This illustration is representative of the current Package Insert at the time of publication. Please refer to the most current version of the Package Insert for complete instructions.

USA/CORPORATE OFFICE

3471 River Hills Drive
Cincinnati, Ohio 45244 USA
Telephone: 513-271-3700

MERIDIAN BIOSCIENCE EUROPE

Belgium/Luxembourg Tel: +32 (0) 6789 5959
France Tel: +33 (0) 1 4256 0440
Germany Tel: +49 (0)3371 60 222 31
Italy Tel: +39 0331 43 3636
Netherlands Tel: +31 (0) 411 62 11 66
United Kingdom Tel: +44 (0) 20 8453 7970

©2018 SN11034 REV. 08/18

Orders/Customer Service: 1-800-543-1980
Technical Support: 1-800-343-3858
Information Fax: 513-272-5432
Ordering Fax: 513-271-0124
meridianbioscience.com

meridian BIOSCIENCE™