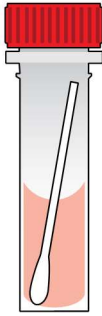


alethia™

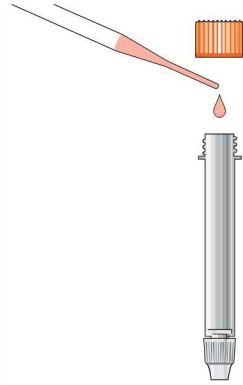
HSV 1&2

TEST PROCEDURE

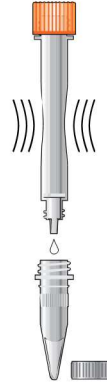
How to perform the test



- 1. Specimen Preparation:**
Vortex the swab in transport medium for 45-60 seconds.



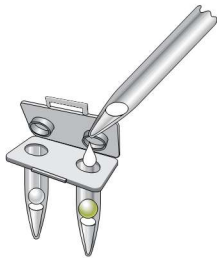
- 2.** Using a transfer pipette, transfer 50 µL of swab medium into the Alethia™ SMP PREP III. Discard transfer pipette. Recap and Vortex the SMP PREP III for 10 seconds.



- 3.** Remove the tip cap from the SMP PREP III and squeeze the entire contents into a Heat Treatment Tube.



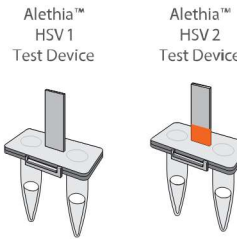
- 4.** Incubate the Heat Treatment Tube at 95 C for 10 minutes. Vortex for 10 seconds.



- 5.** Using a micropipette, transfer 50 µL of the sample to the (Left) TEST Chamber, then transfer 50 µL to the (Right) CONTROL Chamber of the Alethia™ HSV 1 and HSV 2 Test Devices.



- 6.** Add 1 drop of Mineral Oil to the TEST and CONTROL chambers of both Test Devices.



- 7.** Close and fasten the latch securely. Gently tap device to remove air bubbles trapped on the bottom of the tubes. Carefully examine reaction tubes to ensure there are no air bubbles left in tube. Repeat steps 5-7 for all samples to be tested.



- 8.** Insert the Alethia™ test devices into the Alethia™ instrument and initiate amplification reaction and detection.



This illustration is representative of the current Package Insert at the time of publication. Please refer to the most current version of the Package Insert for complete instructions.

USA/CORPORATE OFFICE

3471 River Hills Drive
Cincinnati, Ohio 45244 USA
Telephone: 513-271-3700

©2018 SN11029 REV. 09/18

MERIDIAN BIOSCIENCE EUROPE

Belgium/Luxembourg Tel: +32 (0)6789 5959
France Tel: +33 (0)1 4256 0440
Germany Tel: +49 (0)3371 60 222 31
Italy Tel: +39 0331 43 3636
Netherlands Tel: +31 (0)411 62 11 66
United Kingdom Tel: +44 (0)20 8453 7970

Orders/Customer Service: 1-800-543-1980
Technical Support: 1-800-343-3858
Information Fax: 513-272-5432
Ordering Fax: 513-271-0124
meridianbioscience.com

meridian BIOSCIENCE™