

# alethia™

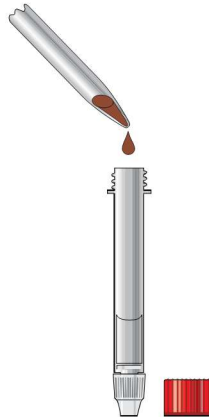
## Malaria

### TEST PROCEDURE

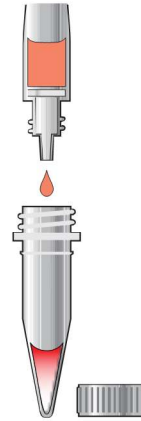
How to perform the test



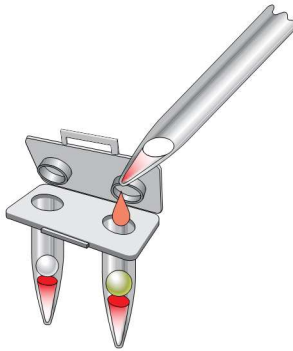
1. Mix blood collection tube by inverting 2-3 times. Add 50  $\mu$ L of sample to Alethia™ Buffer I. Mix by inversion 5 times and hold for 2 minutes.



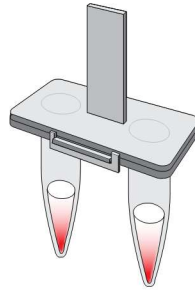
2. Mix prepared sample by inversion 5 times and immediately transfer 50  $\mu$ L to SMP PREP IV. Mix the SMP PREP IV by inversion 5 times.



3. Remove the tip cap from the SMP PREP IV and gently squeeze to collect 5-10 drops into a clean Tube I.



4. Using a micropipette, transfer 50  $\mu$ L of the prepared sample to the (Left) TEST Chamber, then transfer 50  $\mu$ L to the (Right) CONTROL Chamber of the Alethia™ Test Device.



5. Close and fasten the latch securely. Gently tap device to remove air bubbles trapped on the bottom of the tubes. Carefully examine the reaction tubes to ensure there are no air bubbles left in the tubes.



6. Insert the Alethia™ test devices into the Alethia™ instrument and initiate amplification reaction and detection by selecting the Malaria program.



This illustration is representative of the current Package Insert at the time of publication. Please refer to the most current version of the Package Insert for complete instructions.

#### USA/CORPORATE OFFICE

3471 River Hills Drive  
Cincinnati, Ohio 45244 USA  
Telephone: 513-271-3700

©2018 SN11036 REV. 09/18

#### MERIDIAN BIOSCIENCE EUROPE

Belgium/Luxembourg Tel: +32 (0)6789 5959  
France Tel: +33 (0)1 4256 0440  
Germany Tel: +49 (0)3371 60 222 31  
Italy Tel: +39 0331 43 3636  
Netherlands Tel: +31 (0)411 62 11 66  
United Kingdom Tel: +44 (0)20 8453 7970

Orders/Customer Service: 1-800-543-1980  
Technical Support: 1-800-343-3858  
Information Fax: 513-272-5432  
Ordering Fax: 513-271-0124  
[meridianbioscience.com](http://meridianbioscience.com)

**meridian** BIOSCIENCE™