

alethia™

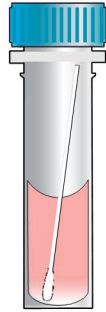
CMV

TEST PROCEDURE

How to perform the test



1. Dry Swab: Insert the swab head into Buffer I and rotate the swab head approximately 5 times to elute the saliva. Press the swab against the side of the tube to squeeze out the fluid contents. Discard the swab.



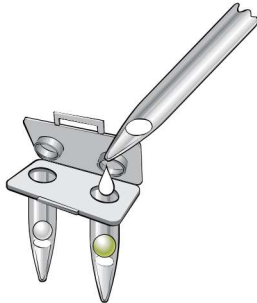
1. Viral Transport Media: Pipette 100 μ L of transport medium to Buffer I and recap. Vortex tube for approximately 10 seconds to mix.



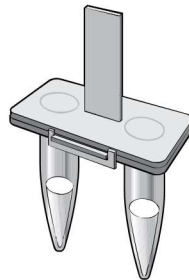
2. Incubate at 19-30 C for 2-3 minutes.



3. Pipette 50 μ L of the Buffer I solution to the Buffer II tube. Replace the Buffer II cap. Vortex to mix.



4. Transfer 50 μ L from Buffer II tube to each chamber of the Alethia™ Test Device.



5. Close and fasten the latch securely. Gently tap each device to remove air bubbles trapped on the bottom of the tubes. Carefully examine reaction tubes to ensure there are no air bubbles left in tube.



6. Insert the Alethia™ test device into the Alethia™ instrument and initiate CMV Assay.



This illustration is representative of the current Package Insert at the time of publication. Please refer to the most current version of the Package Insert for complete instructions.

USA/CORPORATE OFFICE

3471 River Hills Drive
Cincinnati, Ohio 45244 USA
Telephone: 513-271-3700

©2018 SN11004 REV. 12/18

Orders/Customer Service: 1-800-543-1980
Technical Support: 1-800-343-3858
Information Fax: 513-272-5432
Ordering Fax: 513-271-0124
meridianbioscience.com

meridian BIOSCIENCE™