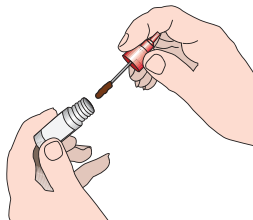


immunocard STAT![®]

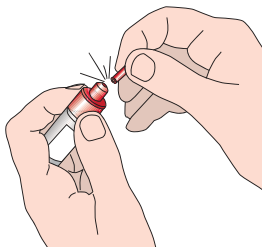
HpSA[®] HD

TEST PROCEDURE

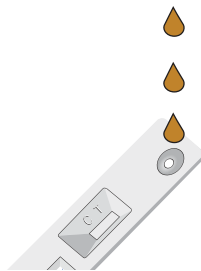
How to perform the test



1. Using the applicator stick of the diluent vial, transfer a small portion (5-6 mm diameter) of stool specimen into the sample diluent. Vortex 15 seconds.

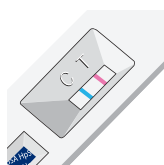


2. Hold the vial vertically and gently tap on benchtop. Break the tip from vial using absorbent paper.

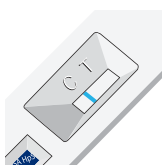


3. Dispense 3 drops into the sample port of the device and read the results within 5 minutes. Positive results can be reported. Negative tests must be incubated for an additional 10 minutes and re-read.

Interpretation of Results



POSITIVE



NEGATIVE



INVALID



This illustration is representative of the current Package Insert at the time of publication. Please refer to the most current version of the Package Insert for complete instructions.

USA/CORPORATE OFFICE

3471 River Hills Drive
Cincinnati, Ohio 45244 USA
Telephone: 513-271-3700

EMEA, MERIDIAN BIOSCIENCE EUROPE

Phone: +39 0331433636
E-mail: MBE-TechService@meridianbioscience.eu

Orders/Customer Service: 1-800-543-1980
Technical Support: 1-800-343-3858
Information Fax: 513-272-5432
Ordering Fax: 513-271-0124
meridianbioscience.com

meridian BIOSCIENCE[®]