

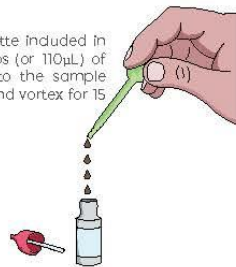
TEST PROCEDURE
How to perform the test

immunocard STAT![®]

Rota-Adeno-Noro2

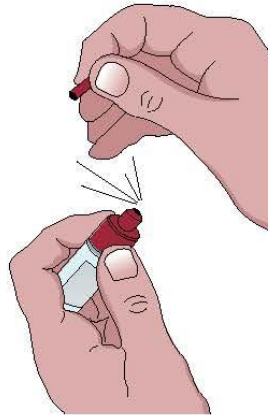
1 a. LIQUID STOOL

Using the transfer pipette included in the kit, transfer 4 drops (or 110µL) of homogenized stool into the sample diluent buffer. Recap and vortex for 15 seconds.

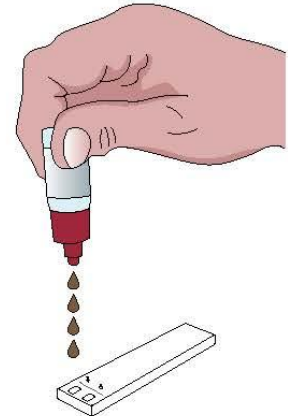


1 b. SEMI-SOLID OR FORMED STOOL

Using the stick attached to the vial cap, transfer a portion of 5mm diameter (or 110mg) of homogenized stool into the sample diluent buffer. Recap vial and vortex for 15 seconds.

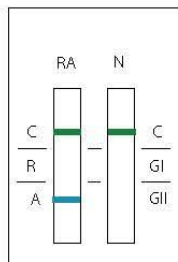


2. Hold the vial vertically and gently tap on benchtop. Break the tip from the vial using absorbent paper.

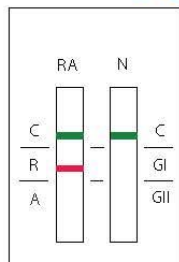


3. Keeping the vial vertical, dispense 4 drops of diluted sample into EACH rectangular window (marked by an arrow) of the device and read the results at 15 minutes of incubation.

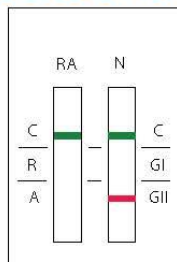
Interpretation of Results



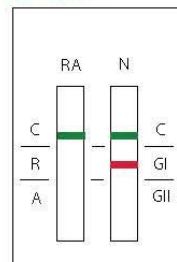
Positive Adenovirus



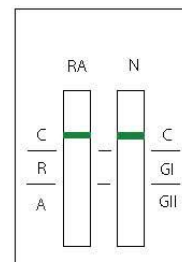
Positive Rotavirus



Positive Norovirus Genotype II



Positive Norovirus Genotype I



Negative

POSITIVE

NEGATIVE



This illustration is representative of the current Package Insert at the time of publication. Please refer to the most current version of the Package Insert for complete instructions.

USA/CORPORATE OFFICE

3471 River Hills Drive
Cincinnati, Ohio 45244 USA
Telephone: 513-271-3700

©2018 SN750320 Rev 12/18

MERIDIAN BIOSCIENCE EUROPE

Belgium/Luxembourg Tel: +32 (0) 67 89 59 59
France Tel: +33 (0) 1 42 56 04 40
Germany Tel: +49 (0)3371 60 222 31
Italy Tel: +39 0331 43 36 36
Netherlands Tel: +31 (0) 411 62 11 66
United Kingdom Tel: +44 (0) 20 8453 7970

Customer Service: info@meridianbioscience.eu
meridianbioscience.com/eu

meridian BIOSCIENCE[™]