
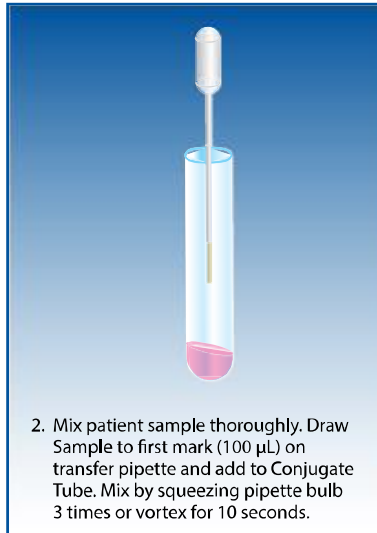


TEST PROCEDURE

How to perform the test



1. Add 100 µL of Sample Diluent/Negative Control (first mark) to the Conjugate Tube. Vortex or swirl the contents of the Conjugate Tube for 10 seconds.

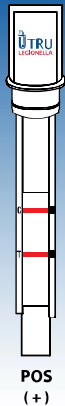


2. Mix patient sample thoroughly. Draw Sample to first mark (100 µL) on transfer pipette and add to Conjugate Tube. Mix by squeezing pipette bulb 3 times or vortex for 10 seconds.

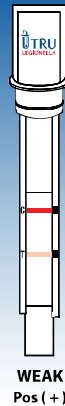


3. Add Test Strip to tube and secure in place. Incubate at 19-27 C for 20 minutes. Read results within 1 minute.

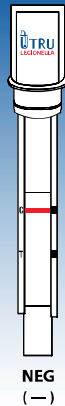
RESULTS



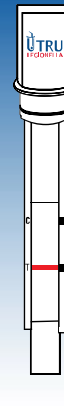
POS
(+)



WEAK
Pos (+)



NEG
(-)



INVALID
(-)

EXTERNAL CONTROLS TEST:

1. Positive Control: Add exactly 5 drops of the Positive Control reagent to the Conjugate Tube marked for the Positive Control.
2. Sample Diluent/Negative Control: Add 200 µL (second mark) to the Conjugate Tube marked for the Negative Control.
3. Vortex or swirl the contents of the tubes for 10 seconds.
4. Insert the narrow end of a Test Strip to each Conjugate Tube and firmly press down on the caps to close each tube. Incubate both tubes at 19-27 C for 20 minutes.



This illustration is representative of the current Package Insert at the time of publication. Please refer to the most current version of the package insert for complete instructions.

© 2011 SN11180 REV. 05/15

USA/CORPORATE OFFICE
3471 River Hills Drive
Cincinnati, Ohio 45244 USA
Telephone: 513.271.3700

Orders / Customer Service: 1.800.543.1980
Technical Support: 1.800.343.3858
Information Fax: 513.272.5432
Ordering Fax: 513.271.0124
www.meridianbioscience.com

MERIDIAN BIOSCIENCE EUROPE

Belgium/Luxemburg	Tel: +32 (0) 67 89 59 59
France	Tel: +33 (0) 1 42 56 04 40
Germany	Tel: +49 (0) 3371 681 500
Italy	Tel: +39 0331 43 3636
Netherlands	Tel: +31 (0) 411 62 11 66
United Kingdom	Tel: +44 (0) 20 8453 7970



Meridian
Bioscience, Inc.
Inspired Science. Trusted Solutions.®